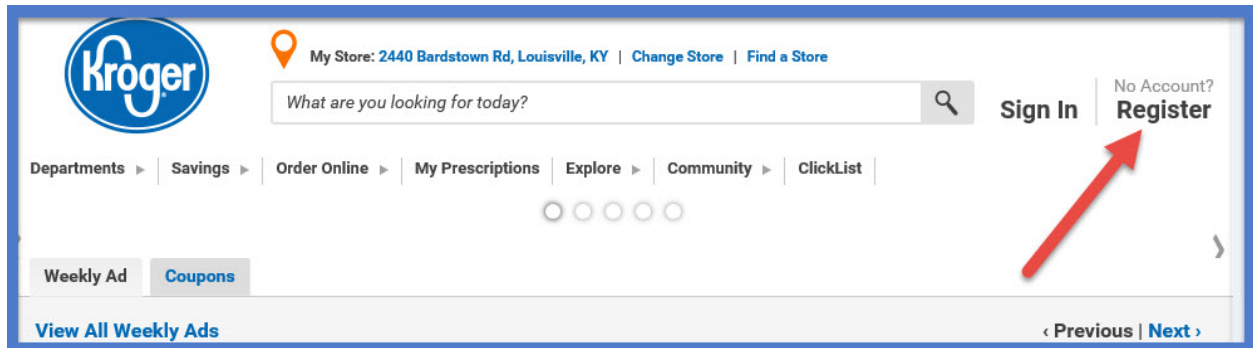


Kroger Rewards Program – First Time Enrollment

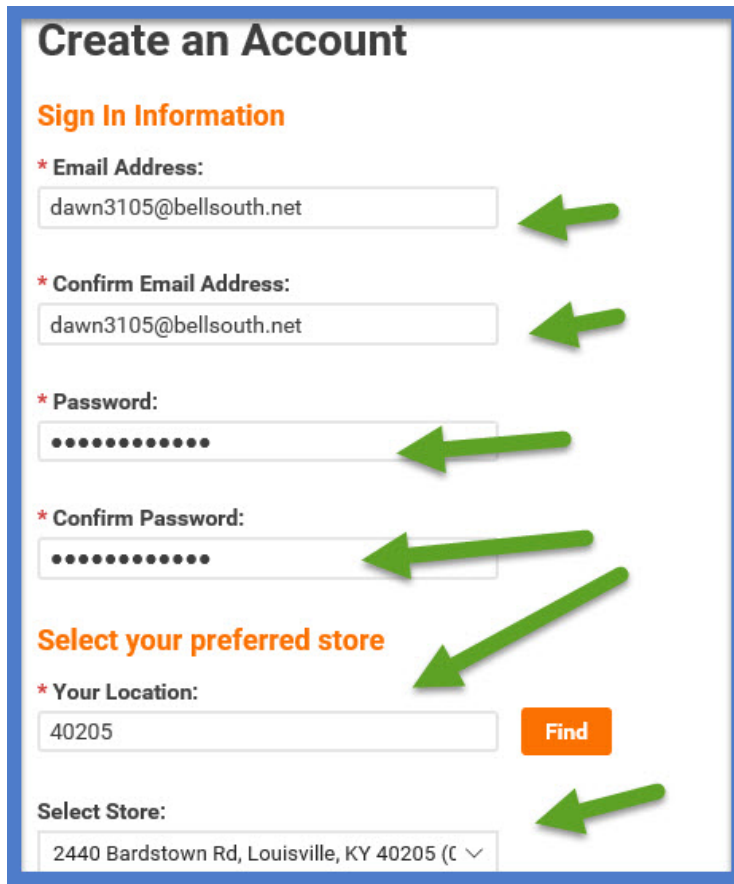
Step # 1:

Go to the Kroger home page at www.kroger.com

The Kroger Home Page will appear as shown below



Step #2–The “Create an Account” screen appears. Input your information (shown by the green arrows)

A screenshot of the "Create an Account" form on the Kroger website. The form is titled "Create an Account" and has a sub-heading "Sign In Information". It contains several input fields with green arrows pointing to them: "Email Address" (dawn3105@bellsouth.net), "Confirm Email Address" (dawn3105@bellsouth.net), "Password" (masked with dots), and "Confirm Password" (masked with dots). Below these fields is a section titled "Select your preferred store" with a "Your Location" input field (40205) and a "Find" button. At the bottom, there is a "Select Store" dropdown menu showing "2440 Bardstown Rd, Louisville, KY 40205 (C)".

Step # 3- Once you have completed the form, press the “Create Account” button at the bottom of the page

Select your preferred store

* Your Location: **Find**

Select Store:

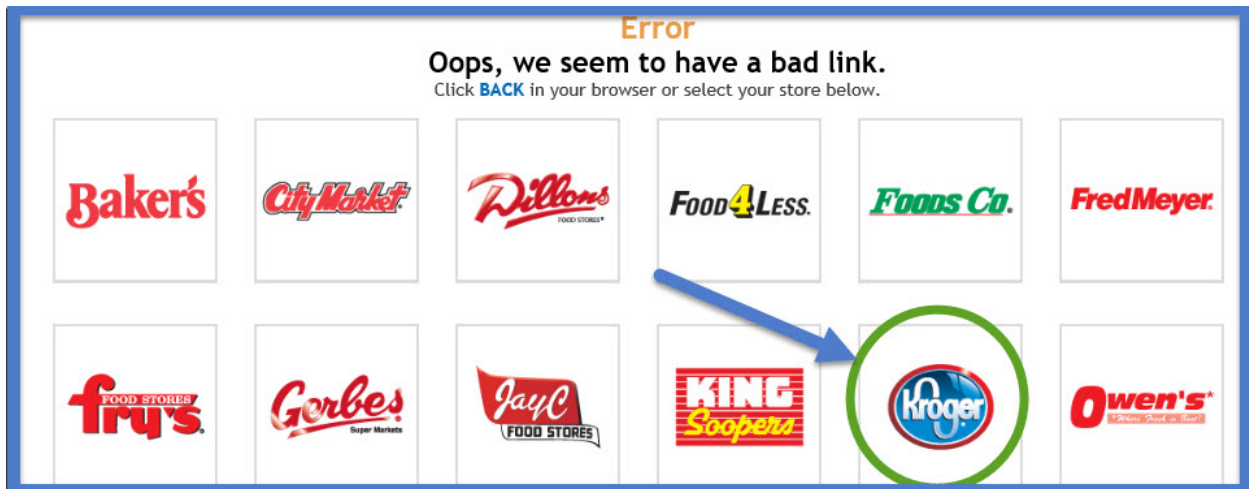
Email me! Yes, please send me exclusive promotions, savings, online coupons and the
Please Note: You'll still receive account-related emails, as well as a welcome email, if you choose not to receive pr

By creating an account, you agree to our [Terms and Conditions](#) and our [Privacy and Security](#)

* Required Fields

Create Account **Cancel**

NOTE: If at any point during the process you get the error message shown below, click the Kroger button and it should move you to the next screen.



Move to Step 4

Step # 4–The “Create an Account – Add Plus Card” screen appears. The green banner (shown in the figure below) tells you that you successfully created your account. Now, on this screen, input your Kroger Plus Card number from the back of your Kroger card and input your last name. Press the “Save” button.

Create an Account - Add Plus Card

✔ Your account for dawn3...i@bellsouth.net was successfully created. A confirmation email will be sent to your inbox w

Add a Kroger Plus Card to Your Account?

Do you already have a Plus Card or Alt ID? Register your Plus Card to take full advantage of your Kroger.com account. When you add your Plus Card to your account, you can track your savings and fuel points, and more! Don't have a card? No problem! [Get a Digital Plus Card online today.](#)

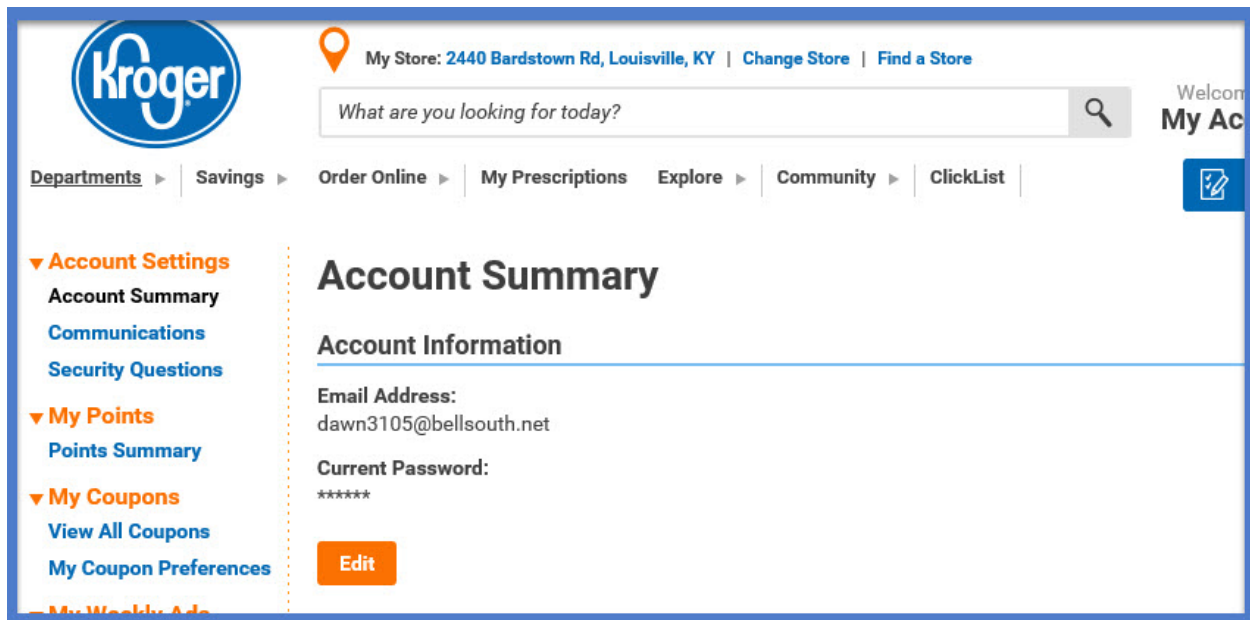
* Plus Card-OR-Alt ID Number:

* Last Name:

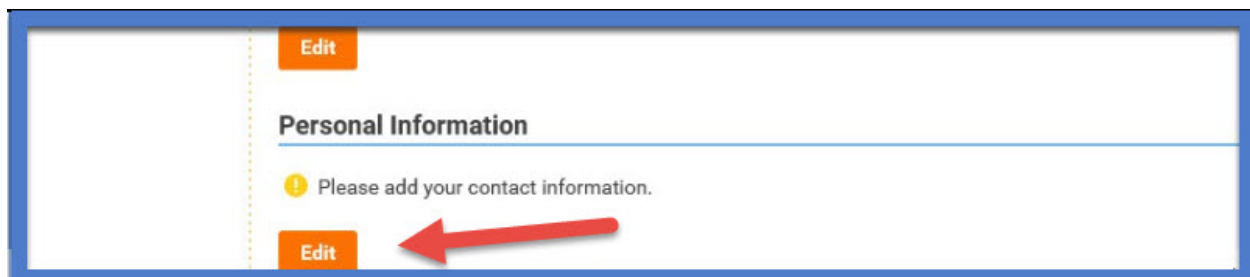
Enter your last name registered to your Plus Card.

Save Skip this step

Step # 5–The “Account Summary” screen comes up. Scroll to the middle under the “Personal Information” section.



Step 6– Under the “Personal Information” Section, press “Edit”



Step # 7– The “Personal Information” Section will expand. Input your name, address, & phone numbers. Then press the “Save” button.

Personal Information

* **First Name:**
Dawn

* **Last Name:**
Walker

Address:
3 Dundee Road

City:
Louisville

State/Province:
Kentucky

Zip/Postal Code:
40205

Home Phone:
(502) 456-5

Mobile Phone:
(502) 551-6

Save **Cancel**

Step # 8– Scroll down to the “Community Rewards” Section. Under the “Community Rewards” section, select the “Enroll” button.

Community Rewards

Earn money for your school or community organization when you use your Plus Card.

Enroll

Step # 9–The “Find your Organization” screen will come up. In the “Find your Organization” box, put in **10288** which is St. Agnes School’s code number. Click Search

Find your Organization

Enter your organization's number or at least 3 letters of your organization's name and click 'Search'.

10288

Search

[View All Organizations](#)

Step # 10– The “St. Agnes” selection will appear. Check off St. Agnes Parish School and press “Enroll”

Select your Organization

View:

Organization Name	Address	Number
<input checked="" type="radio"/> St. Agnes Parish School # 10288	1800 Newburg Rd., Louisville KY, 40205	10288

Enroll **Cancel**

Step # 11- You will get the following message telling you that you have successfully added your community rewards program designation. YOU ARE DONE!! 😊😊

Account Summary

✔ Your enrollment in the Community Rewards Program has been updated. Thank you for participating!

Account Information

To double check, you can go to the "Community Rewards" section at the bottom of your "Account Summary" page and note that "St. Agnes Parish School" is shown under "Organization Name"

Community Rewards

Organization Name:
St. Agnes Parish School

Organization Number:
10288

Enrollment Date:
08/09/2016

[Edit](#) [Cancel Enrollment](#)